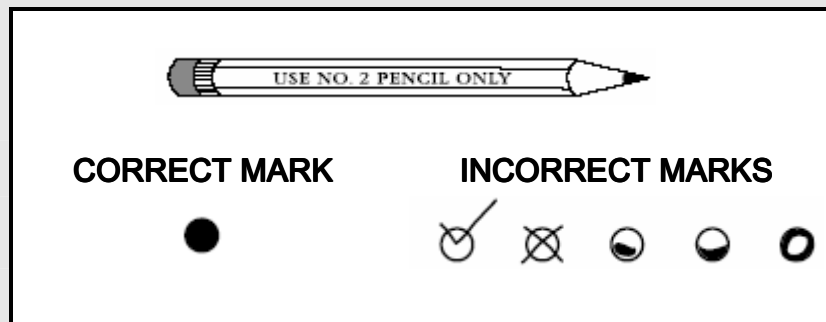


# Grade 1 Mathematics

## WHEN ANSWERING QUESTIONS IN THIS TEST BOOKLET



- Use only soft black lead pencil (No. 2).
- Do NOT use ink or ball point pen.
- When marking your answers to multiple-choice questions, mark heavy, dark marks that completely fill the circle. Mark one answer for each question.
- Erase completely any marks you wish to change.
- Make NO STRAY marks on any page of your test booklet.
- For the open-response questions, be sure you write your answers on the lines and spaces provided. Answers or parts of answers written outside the boxed areas cannot be scored.

*The following is the guide that will be used to evaluate your responses to the open-response questions in this test.*

# KENTUCKY GENERAL SCORING GUIDE

## SCORE POINT 4

- You complete all important components of the question and communicate ideas clearly.
- You demonstrate in-depth understanding of the relevant concepts and/or processes.
- Where appropriate, you choose more efficient and/or sophisticated processes.
- Where appropriate, you offer insightful interpretations or extensions (generalizations, applications, analogies)

## SCORE POINT 3

- You complete most important components of the question and communicate clearly.
- You demonstrate an understanding of major concepts even though you overlook or misunderstand some less-important ideas or details.

## SCORE POINT 2

- You complete some important components of the question and communicate those components clearly
- You demonstrate that there are gaps in your conceptual understanding.

## SCORE POINT 1

- You show minimal understanding of the question.
- You address only a small portion of the question

## SCORE POINT 0

- Your answer is totally incorrect or irrelevant

## BLANK

- You did not give any answer at all.

# MATHEMATICS OPEN-RESPONSE QUESTIONS

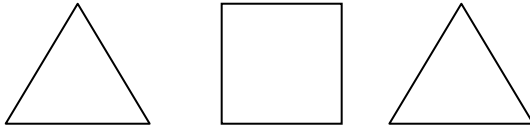
Read all parts of each open response question before you begin. Write your answers to the open response questions in the space provided in this test booklet. For each open response question, use the grid provided in the test booklet to create any required charts or graphs. If a question does not require a chart or graph, write your written response over the grid lines.

Write your answer to question 6 in the space provided on the next page.

## *Patterns.*

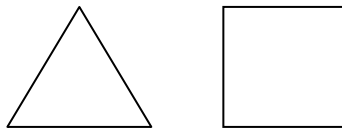
6. Your friend has been creating a pattern with blocks, when a class mate knocks the pattern to the floor.

A.) Use the following pattern to help your friend rebuild his pattern.




Draw the pattern and explain your reasoning.

B.)




Using the shapes above, help your friend create two new patterns. Explain how you came up with the patterns.

**Do not write on this page. Please write your answer to this open-response question on the next page. **

# MATHEMATICS

6



**STOP!** 